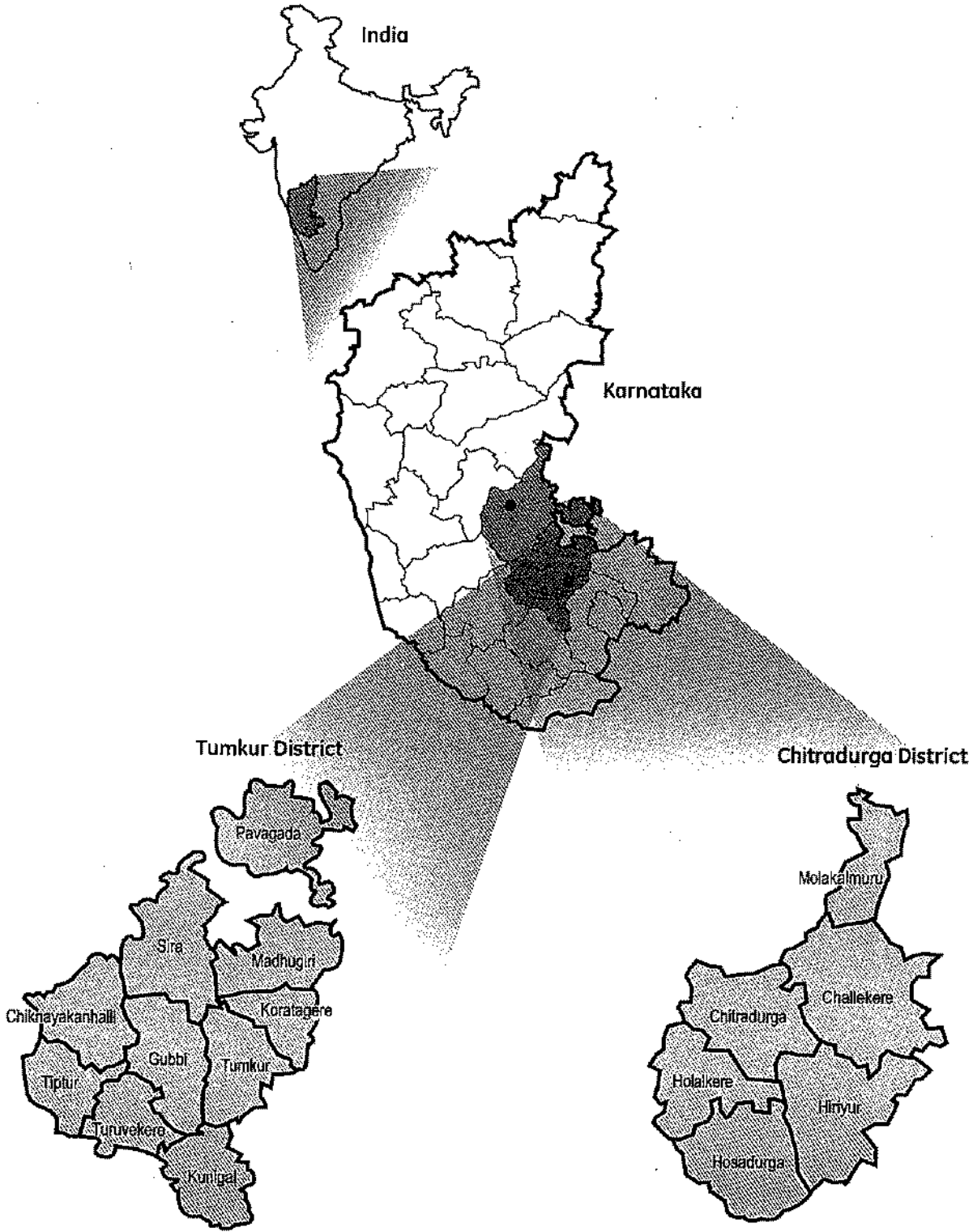


A journey of a thousand miles begins with a single step – Confucius

ANNUAL REPORT 2009-10



PROJECT LOCATION



A journey of a thousand miles begins with a single step – Confucius

ANNUAL REPORT 2009-10



ग्राम
GRAMA

GRAMA

Chethana, 2nd Cross

V. P. Extension

Chitradurga - 577501

Phone: (08194) 231539

Mobile: 9980399560


Email: gramaindia@yahoo.co.in





FOREWORD

At GRAMA, we believe, that for NGOs to facilitate the process of development, the main support system is the Government. To see any development intervention reach its culmination, it is necessary to make the staff, people and proactive persons in the Government departments (line departments included) to work in partnership with each other.



Yet the challenge for NGOs is to work with the Government, particularly at the district level. The constraints of budgetary allocations and delay in payments make the implementation of projects difficult.

I feel GRAMA has been successful in taking up these challenges, which is clear from the number of collaborations with the Government agencies. Projects supported and monitored by state Government, central Government, several schemes under NABARD and World Bank including Rural Infrastructure Development Fund Project, NWDRPA project, Community Based Tank management projects of JSYS are being implemented by GRAMA.

An HIV/AIDS project of Karnataka HIV/AIDS Project Trust and Women Business Counseling Centre supported by Women Development Corporation are in the pipeline. GRAMA has also successfully implemented treatment of over 10000 ha. of watershed area and another 12000 ha. is being implemented.

Additional projects include Social Security Project of Karnataka, which provide social security to unorganized labour in five districts – Bangalore, Mysore, Bellary, Gulbarga and Dakshin Kannada. GRAMA has covered 1500 SHGs, 4000 SHG members (women) under its various programmes and given orientation for women at the Workers Facilitation Centres (WFC) in all the districts.

I solicit the support of all stakeholders in our endeavour to make quality intervention in the field of development.

D. M. Girijamma Rudraiah
Chief Functionary
GRAMA

FOREWORD

The micro-management of GRAMA has been efficiently handled by the Chief Functionary Ms. D.M.Girijamma Rudraiah (my mother). Though without high academic background, her experience as a wife of a vibrant advocate and mother of four sons gave her a rich understanding of management coupled with sensitivity and patience. The CF, as she is known, will turn 85 this summer and its time for me to take over.



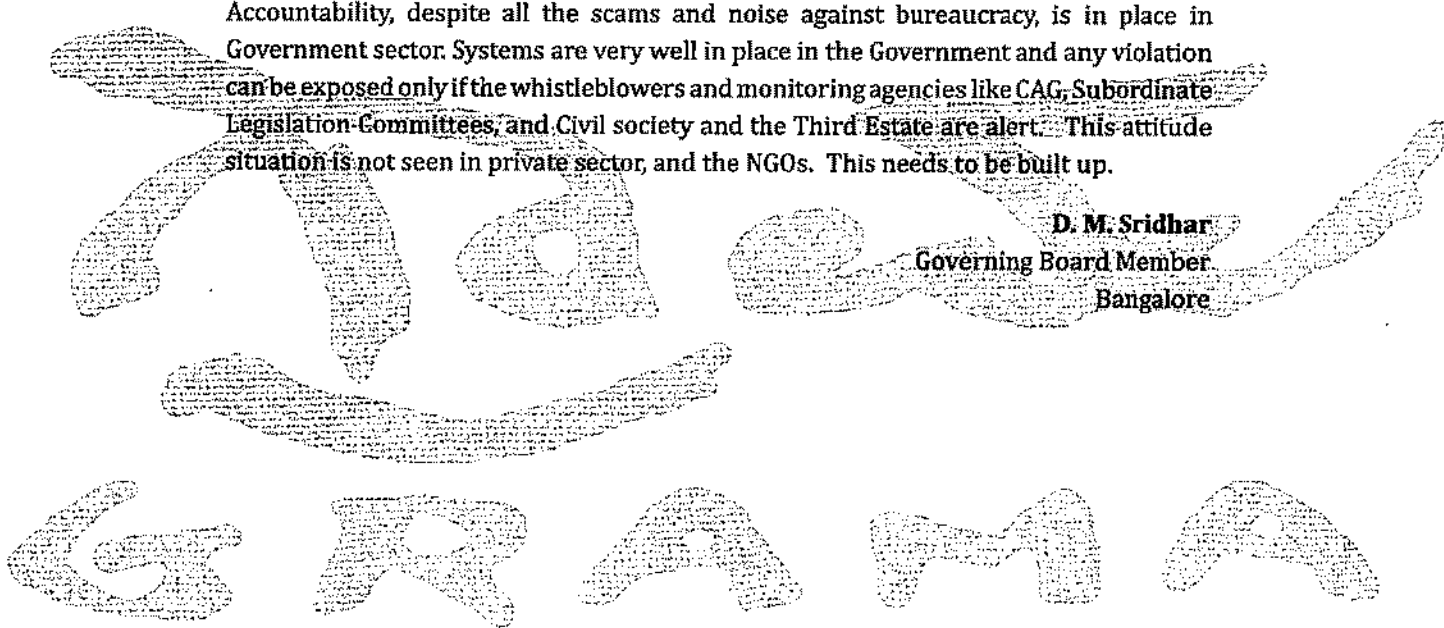
GRAMA's rapport with the people, particularly among rural women and the poor has interested me, right from the beginning. It is my endeavour to ensure professionalism in running GRAMA and be a part of an organization whose hallmark is good performance and fiscal discipline.

It is over two decades since I became associated with GRAMA and have been involved in all the ups and downs faced by the organisation. Initially I thought my bureaucratic background would not go well in managing the affairs of an NGO, but it turned out to complement my work, both in the Government set up and in the informal one like an NGO.

GRAMA has over hundred committed workforce implementing development projects in Chitradurga and Tumkur districts. The senior development consultants provide support in implementing programmes ranging from Social Mobilization, Natural Resources Management, Social Security, HIV/AIDS Awareness, Entrepreneurship Development and Informal Education Sector. There is a high demand from people for social security benefits and we are working to provide for this in the coming years.

Accountability, despite all the scams and noise against bureaucracy, is in place in Government sector. Systems are very well in place in the Government and any violation can be exposed only if the whistleblowers and monitoring agencies like CAG, Subordinate Legislation Committees, and Civil society and the Third Estate are alert. This attitude situation is not seen in private sector, and the NGOs. This needs to be built up.

D. M. Sridhar
Governing Board Member
Bangalore





CONTENTS

Section I	- About Us	1
Section II	- Highlights of the Year	6
Section III	- Institution Building	7
Section IV	- Capacity Building	13
Section V	- Natural Resource Management	19
Section VI	- Entrepreneurship Development	38
Section VII	- New Initiatives and Projects	39
Section VIII	- Annexures	40
Annexure 1	- Community Based Tank Management Project	40
Annexure 2	- Governing Body Members	42
Annexure 3	- Donors and Programmes	43
Annexure 4	- Legal Advisors / Auditors	43
Annexure 5	- Audit Report	44

SECTION I

ABOUT US

Grameena Abhivruddi Mattu Adyayana Kendra, better known by its acronym GRAMA is a non-government organization (NGO) working in the development sector since its inception in 1989. GRAMA was registered under the Indian Trust Act on 12 July 1989 (No.29/89, dated 02/07/1989). GRAMA which means village in Kannada, has focus on the development of rural women as well as structural alleviation of poverty in rural areas. GRAMA promotes the Self Help Group (SHG) concept to develop rural women through self-sustainable institutions of people.

GRAMA works in selected villages of Chitradurga and Tumkur districts in the State of Karnataka. However, GRAMA is also exploring the possibilities of extending its activities in other parts of Karnataka in collaboration with organizations and Government departments working on similar development issues.

Vision

Irrespective of caste, creed, sex, religion and region, a democratic society with a sustainable developmental environment, where everyone, particularly women, participates and takes their own decisions.

Mission

Organizing the rural poor with special emphasis on women, for economic, social and political empowerment, through active participation, to initiate a sustainable developmental process.

Approach

- Integrate gender, environment, health, social security and Human Rights issues to create awareness
- Propagate Right to Education and literacy by promoting and developing people's institution
- Facilitate sound development of human resource within the organization, the community and implementing agencies
- Conceptualize planning with all concerned stakeholders
- Implement development programmes with people's consensus
- Institution building and networking
- Capacity building at all the levels on various need-based issues
- Cooperation and participation towards a self-reliant status for the communities.





Objectives

The main aims of GRAMA can broadly be grouped into:

- Development of the socially and economically marginalized sections of the society
- Providing orientation and tools to enable them to become self reliant.

These are further regarded as long-term and short-term objectives. The long-term objectives represent the future thrust areas, when the short-term objectives of the projects have been achieved.

Long-Term Objectives

- To enable the poor to change their life situation through empowering them to address the root causes of poverty
- To enable women gain socio-economic and political equality through improving the socio-cultural and economic status of women
- To empower the rural poor, especially women through sustainable development processes
- To integrate the rural poor with the mainstream development policies, programmes and institutions
- To create awareness among the people about their Rights and responsibilities through educational and cultural programmes
- To empower the poor to enable them to influence the policy making processes in their favour.

Short-Term Objectives

The specific focus of GRAMA is on the development of sustainable people's institutions such as Apex Bodies/Federations and Farmer's Associations which promote community based people's organizations with women's participation. The key focus areas are:

- To develop sustainable and self-managed autonomous organizational system
- To form rural women into SHG for income generation programmes
- To identify, create awareness and develop volunteers through trainings, to enable the expansion and reach of the organization
- To develop skills like leadership and management among women through appropriate training to carry forward their work independently
- To develop a strong gender perspective and environmental awareness
- To provide knowledge on basic Rights and responsibilities
- To capacitate and empower the functional and self-managed credit groups on different development activities

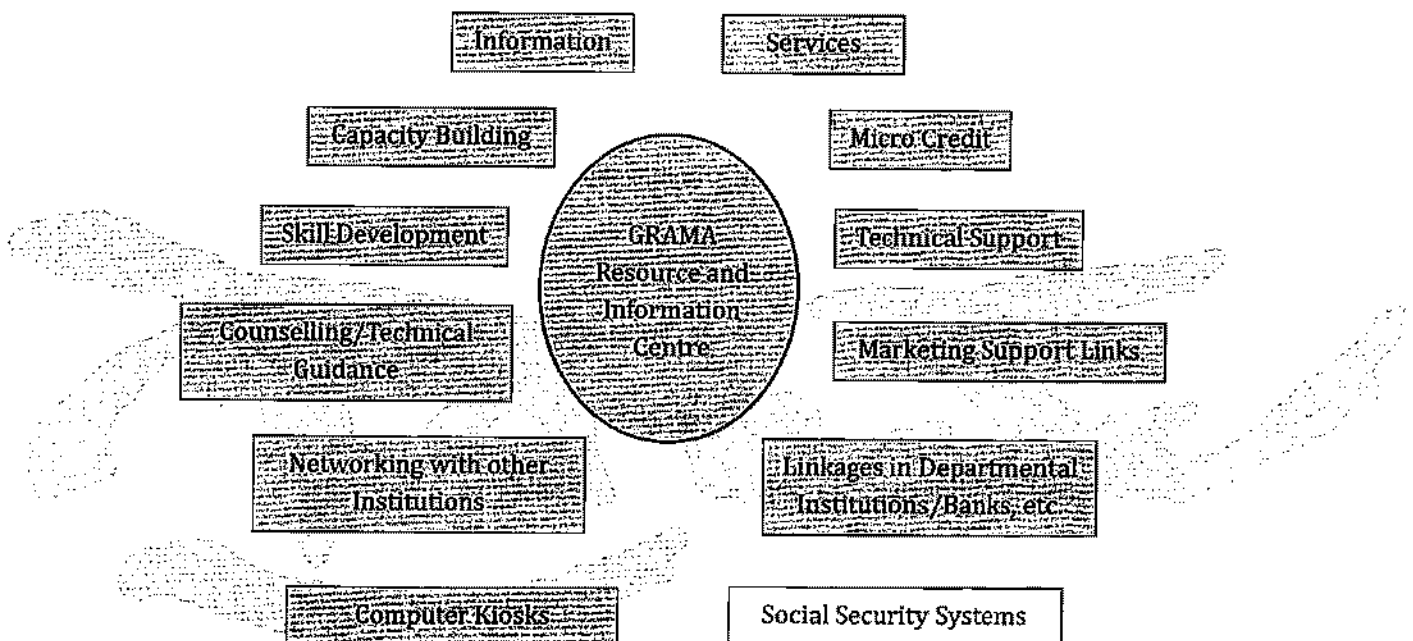
- To enable the target group to make use of local resources like Government programmes for their development
- To form Association/Committees/Societies for development and management of natural resources
- To network with NGOs within the project area and at higher level, lobby for the policies favouring rural poor.

GRAMA Resource and Information Center (GRIC)

Working with the rural communities, GRAMA realized that for small grassroots institutions to function on a sustainable basis, they need to be affiliated to a resource and information centre or institution located within their work area. The GRIC centre provides them opportunities for skill development, micro finance services, marketing linkages, information about welfare schemes and services for improving employment opportunities. This centre is the core link between the community and the available resources/information for sustainable livelihood enhancement. The sense of ownership towards the centre goes a long way in ensuring sustainability of the centre. The center encourages people to take up income generation activities as an alternative source of income, thereby reducing the pressure on land.

Additionally, GRAMA's Sustainable Livelihood Programme (GSLP) is implemented through GRICs. This programmes aims to stabilize the household income of the rural poor, thus insuring food security and improved quality life for them. The programme also aims at making the poor communities self-reliant in addressing their livelihood needs and problems. The concept and approach of GRAMA Sustainable Livelihood Programme is explained in Diagram 1:

Diagram 1 Concept of GRIC





Role of GRAMA

GRAMA has undertaken to facilitate and monitor the overall functioning of the GRICs and

- Formulate strategies and assist the management committees for the sustainability of the GRICs
- Recruit a manager and facilitate smooth functioning of the GRICs
- Provide advanced information, skills and resources for the GRICs and its staff
- Training of the Community Para Professionals
- Provide funds for micro-credit for livelihood opportunities to the groups.

Objectives of GRIC

- To create an alternate institutional support for continuity of service in place of GRAMA
- To ensure that the information needs of the local communities are met on regular basis
- To provide information and create awareness on need-based aspects and issues
- To ensure access to need-based services for the local communities
- To promote development of the local communities in various sectors
- To provide comprehensive support for sustainable livelihood and income generation activities
- To develop capacity and skill building in various aspects like entrepreneurship, group management, micro credit management etc.
- To provide support services for social security systems like human and animal insurance and provide support to farmers for seeds and fertilizers
- To mobilize micro-credit for the members and groups for Government schemes
- To facilitate linkage with banks, micro finance institutions, Government departments and NGOs
- To promote group grading and auditing
- To provide support to develop linkages for marketing their products and services.

Sustainability sources for GRIC

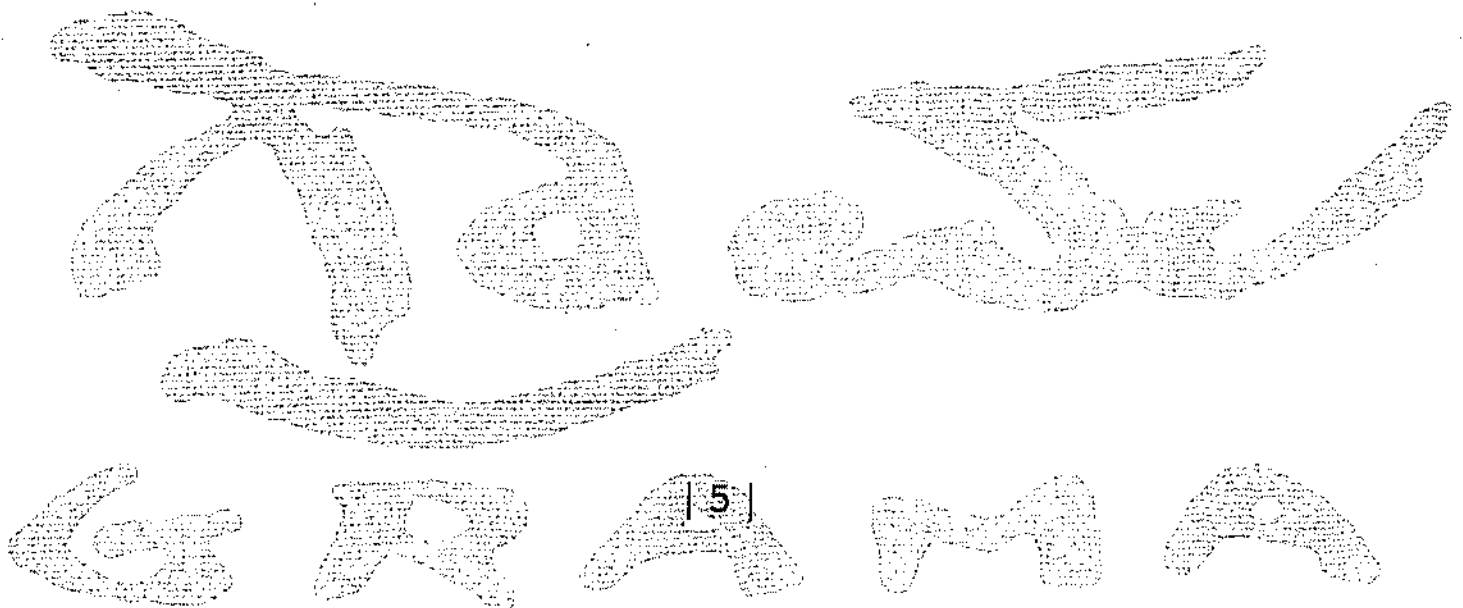
- Capacity building or generating income from training
- Providing external consultancy, especially training
- Networking with other service and resource institutions to provide updated

services and information to the GRIC members

- Charge non-refundable admission fee from each Community Based Organizations (CBO)
- Renew annual membership fees and provide quality services to members to increase the number of new as well as renewal memberships
- To levy service charges on other institutions for the services provided like renting space, equipment (threshing machine, generator, bullock cart, tractors etc)
- Generate income by facilitating members in marketing their products.

Table 1: GRIC SHG Details (2009-10)

S. No.	SHG Name	Total no. of members	Total Income	Total Expend	Total Savings	Total Loan	Total Income	Total Expend
1	Gubbi	10	610	40	3020010	3250200	605020	192020
2	Mardihalli	4	916	65	47659908	34582752	25112908	10812150
3	Nayakan Hatti	20	646	58	1740000	3295000	1175000	1160000
4	Chitradurga	16	945	63	3669000	3018000	2000000	1227000
	Total	50	3117	226	56088918	44145952	28892928	13391170





SECTION II

HIGHLIGHTS OF THE YEAR

In the current year, consolidation of the efforts made in the area of Institution Building was taken to its logical end, by bringing the SHGs under the banner of GRAMA Resource and Information Centres (GRICs). The four GRICs formed during the previous year brought 226 SHGs with 3117 members into their fold. Area Groups, Societies and Farmer's Group within the NABARD programmes were registered under the Sujala Watershed Development programmes.

GRAMA trained 1800 individual entrepreneurs in EAP/EDP programmes in the current year, leading to a total of 8893 rural poor developed into entrepreneurs. 424 people were selected and trained in different skill development programmes under specialized income generation activities.

The treatment of 4900 hectares of land under watershed development programme supported by Karnataka Government and World Bank under Sujala 1st phase was completed successfully. The new initiative of forming Rural Infrastructure and Development Fund (RIDF) for watershed development programmes by the state Government is a welcome move. GRAMA was engaged to provide professional and technical services in Laxmipura Nala in Chellakere taluk. GRAMA completed the implementation of the 1st phase of NABARD supported watershed development programme in Sanikere and Gopanahalli villages in Chellakere taluk. GRAMA has submitted proposals for Community based Tank management programmes supported by World Bank and Jala Samvardhana Yojana Sangha (JSYS) in Chitradurga and Tumkur districts.

GRAMA developed 60 farmers under Organic Farming programme in Choulur village of Chellakere taluk who were certified by APOF Bangalore, a recognised certifying agency.

GRAMA implemented health programmes by organizing health camps alongwith a Reproductive Child Health (RCH) project for women. Since HIV/AIDS is a growing issue and important area of intervention, GRAMA proposes to undertake programmes with support from the National AIDS Prevention Society (NACO) and Karnataka State AIDS Prevention Society (KSAPS). Discussions are underway to implement an HIV/AIDS project in the next year.

GRAMA's focus in enhancing the capacity of the different stakeholders continued during the current year. The total training, awareness programmes and exposure trips, conducted were 1464 and benefited 24962 participants.

GRAMA also proposes to initiate a programme in the area of education. A partnership has been started with Hippocampus, an organization focused on bringing out the creative potential of young children by making them take interest in reading books.

SECTION III

INSTITUTION BUILDING

The core competency of GRAMA continues to be in the area of grassroot level institutional building towards empowering the rural poor, especially women. GRAMA uses the institution building as the platform, which consistently helps in motivating and voicing the needs and demands of the various groups. Several projects supported by World Bank, NABARD and Karnataka Government have been awarded to GRAMA, particularly in the areas of social mobilization, training and creating awareness. GRAMA promotes the SHGs, Vikas Vahini Voluntary Clubs (VVVCs) (Farmers Groups), Area Groups, Community Based Organizations (CBOs), Watershed Development Committees and other Groups.

In the current year, 3117 members from 226 SHGs became members of GRICs. The number of SHGs enlisted as GRICs members for the period up to March 31, 2009 relating to membership of GRICs is given below in Table 2.1 – 2.5.

Vikas Vahini Voluntary Clubs (VVVCs)

The VVVCs (Farmer's Group) formed in the previous years from the farming communities of some of the selected villages have led to a sense of solidarity amongst the farmers. Two eye camps were organized for the benefit of children, women and senior citizens from villages in the area. Another effort by the Farmer's Club was shramadhan, which created a sense of ownership of the village development programmes, such as maintenance of tanks in the villages. These clubs have taken the initiative to promote two SHGs for women, which was supported by Pragathi Grameena Bank. The Pragathi Grameena Bank works closely with GRAMA and VVVCs to monitor their progress and extend financial assistance for agriculture, allied activities, and helps the farmers by promoting their sustained livelihood activities.

2.1: Institution Building - Sujala

	No of Groups	Members Covered	No of Groups	Members Covered	No of Groups	Members Covered	No of Groups	Members Covered
1	49	840	49	857	21	519	70	1576
								Old Groups: 2 New Groups: 49
2	81	1750	81	1627	0	0	81	1627
								These Groups were formed for Effective Participation of farmers in Planning, implementation and Management of the Program.
3	7	105	7	105	0	0	7	105
								Each Micro Watershed as its own Committee
4								
Total	137	2695	137	2589	21	519	158	3108

2.2 Institution Building – Gopanaahalli

	No. of Groups	Members Covered	No. of Groups	Members Covered	No. of Groups	Members Covered	No. of Groups	Members Covered
1	SHGs	16	240	0	16	228	16	228
2	Area Groups / Users / Groups/							
3	Common Interested Groups	6	90	0	6	68	6	68
4	Micro Watershed Committees	1	14	14	0	0	1	14
5	Others							
	Total	23	344	14	22	296	23	310



2.3: Institution Building - Sanikere

	Community Development				Cumulative Achievement			
	No. of Groups	Members Covered	No. of Groups	Members Covered	No. of Groups	Members Covered	No. of Groups	Members Covered
1	29	425	0	0	29	425	29	425
2	6	90	0	84	6	84	6	84
3	1	14	0	0	1	14	1	14
4								
Total	36	529	0	84	36	529	36	529

2.4: Institution Building - NWDPPRA

	No. of Groups	Members Covered	No. of Groups	Members Covered	No. of Groups	Members Covered	No. of Groups	Members Covered	No. of Groups	Members Covered
STATUS	40	600	45	653	45	653	45	653	45	653
2 Area Groups / Users / Common Interested Groups	60	1200	-	-	28	498	28	498		
3 Micro Watershed Committees	11	12	1	12	1	12	1	12	1	12
4 Others										
Total	110	1812	0	0	74	1163	74	1163		

New SHGs not formed but existing groups has been reorganized

The individual and holding farmers were identified in different micro watersheds of the village; hence farmer's total number was reduced.

as per norms of watershed committee was formed at PG level, the GP President is the president of the committee & AO is the secretary of the committee

2.5: Institution Building - Consolidated

	No. of Groups	Members Covered	No. of Groups	Members Covered	No. of Groups	Members Covered	No. of Groups	Members Covered
1	134	2,105	78	1,282	61	881	160	2,682
2	153	3,130	81	1,627	40	650	121	2,277
3	10	145	9	133	1	12	10	145
4	0	0	0	0	0	0	0	0
Total	297	5,380	168	3,042	102	1,533	291	5,104

SECTION IV


CAPACITY BUILDING

Human resource development is essential for the growth of any developmental intervention. Keeping this at the backdrop, Capacity Building of both communities and staff is an ongoing activity at GRAMA. Periodic training programmes, meetings, exposure visits and melas (fairs) are organized by GRAMA to enable people to broaden their knowledge base and upgrade their skills. Capacity building of the staff is undertaken to encourage them to work in motivating, mobilizing and responding to the needs of the communities.

The district health authorities approached GRAMA to undertake training of 1000 ASHA workers towards health awareness programmes. This training was scheduled to begin from April 2009.

About 100 participants were taken for exposure trips to Agricultural University Organic Campus in Nagenahalli in Mysore and Punyabhoomi in Hassan.

GRAMA staff (field workers to project managers), were involved in 143 training sessions. These were in the areas of leadership and team building, organic farming, training of trainers on income generation, insurance management, managing VVV clubs, GSLP concept and job description and role clarity. Reference data is given in Table 4.1 to 4.5.



4.1 Capacity Building (Training and exposures) - Sujala 2 (RIDF)

Rs. In Lakhs

		PHY	FIN	PHY	FIN	PHY	FIN	PHY	FIN	PHY	FIN
	Trainings	No	2.571			98	2.571			98	2.571
	Exposure	Members	1.050			700	1.050			700	1.050
2	Area Groups / Users Groups/Common Interested Groups (CIG)										
	Trainings	No	1.500			162	1.500			162	1.500
	Exposure	Members	1.050			700	1.050			700	1.050
	Water shed Committees										
	Trainings	No	0.105			7	0.105			7	0.105
	Exposure	No	0.123			7	0.123			7	0.123
4	Others										
	State/Block/Management Trainings of Selected Farmers (MBT)	No	0.700			14	0.700			14	0.000
	Exposure	No									
	Total		7.099		0.000		6.399				6.399

4.2: Capacity Building (Training and exposures) – Gopanhalli

Rs. In Lakhs

		PHY	FIN	PHY	FIN	PHY	FIN	PHY	FIN	PHY	FIN	
1	Trainings	No	0.071	0	0.000	1	0.071	1	0.071	1	0.071	
	Exposures	Members										
2	Area Groups / Users Groups/ Common Interested Groups (CIG)											
	Trainings	No										
	Exposures	Members										
3	Workshop/Committee											
	Trainings	No	0.028	1	0.028	0	0.000	1	0.028	1	0.028	
	Exposures	No	0.071	0	0.000	1	0.071	1	0.071	1	0.071	
4	Others											
	Level 1/2/3/4/5/6/7/8/9/10/11/12/13/14/15/16/17/18/19/20/21/22/23/24/25/26/27/28/29/30/31/32/33/34/35/36/37/38/39/40/41/42/43/44/45/46/47/48/49/50/51/52/53/54/55/56/57/58/59/60/61/62/63/64/65/66/67/68/69/70/71/72/73/74/75/76/77/78/79/80/81/82/83/84/85/86/87/88/89/90/91/92/93/94/95/96/97/98/99/100/101/102/103/104/105/106/107/108/109/110/111/112/113/114/115/116/117/118/119/120/121/122/123/124/125/126/127/128/129/130/131/132/133/134/135/136/137/138/139/140/141/142/143/144/145/146/147/148/149/150/151/152/153/154/155/156/157/158/159/160/161/162/163/164/165/166/167/168/169/170/171/172/173/174/175/176/177/178/179/180/181/182/183/184/185/186/187/188/189/190/191/192/193/194/195/196/197/198/199/200/201/202/203/204/205/206/207/208/209/210/211/212/213/214/215/216/217/218/219/220/221/222/223/224/225/226/227/228/229/230/231/232/233/234/235/236/237/238/239/240/241/242/243/244/245/246/247/248/249/250/251/252/253/254/255/256/257/258/259/260/261/262/263/264/265/266/267/268/269/270/271/272/273/274/275/276/277/278/279/280/281/282/283/284/285/286/287/288/289/290/291/292/293/294/295/296/297/298/299/300/301/302/303/304/305/306/307/308/309/310/311/312/313/314/315/316/317/318/319/320/321/322/323/324/325/326/327/328/329/330/331/332/333/334/335/336/337/338/339/340/341/342/343/344/345/346/347/348/349/350/351/352/353/354/355/356/357/358/359/360/361/362/363/364/365/366/367/368/369/370/371/372/373/374/375/376/377/378/379/380/381/382/383/384/385/386/387/388/389/390/391/392/393/394/395/396/397/398/399/400/401/402/403/404/405/406/407/408/409/410/411/412/413/414/415/416/417/418/419/420/421/422/423/424/425/426/427/428/429/430/431/432/433/434/435/436/437/438/439/440/441/442/443/444/445/446/447/448/449/450/451/452/453/454/455/456/457/458/459/460/461/462/463/464/465/466/467/468/469/470/471/472/473/474/475/476/477/478/479/480/481/482/483/484/485/486/487/488/489/490/491/492/493/494/495/496/497/498/499/500/501/502/503/504/505/506/507/508/509/510/511/512/513/514/515/516/517/518/519/520/521/522/523/524/525/526/527/528/529/530/531/532/533/534/535/536/537/538/539/540/541/542/543/544/545/546/547/548/549/550/551/552/553/554/555/556/557/558/559/560/561/562/563/564/565/566/567/568/569/570/571/572/573/574/575/576/577/578/579/580/581/582/583/584/585/586/587/588/589/590/591/592/593/594/595/596/597/598/599/600/601/602/603/604/605/606/607/608/609/610/611/612/613/614/615/616/617/618/619/620/621/622/623/624/625/626/627/628/629/630/631/632/633/634/635/636/637/638/639/640/641/642/643/644/645/646/647/648/649/650/651/652/653/654/655/656/657/658/659/660/661/662/663/664/665/666/667/668/669/670/671/672/673/674/675/676/677/678/679/680/681/682/683/684/685/686/687/688/689/690/691/692/693/694/695/696/697/698/699/700/701/702/703/704/705/706/707/708/709/710/711/712/713/714/715/716/717/718/719/720/721/722/723/724/725/726/727/728/729/730/731/732/733/734/735/736/737/738/739/740/741/742/743/744/745/746/747/748/749/750/751/752/753/754/755/756/757/758/759/760/761/762/763/764/765/766/767/768/769/770/771/772/773/774/775/776/777/778/779/780/781/782/783/784/785/786/787/788/789/790/791/792/793/794/795/796/797/798/799/800/801/802/803/804/805/806/807/808/809/810/811/812/813/814/815/816/817/818/819/820/821/822/823/824/825/826/827/828/829/830/831/832/833/834/835/836/837/838/839/840/841/842/843/844/845/846/847/848/849/850/851/852/853/854/855/856/857/858/859/860/861/862/863/864/865/866/867/868/869/870/871/872/873/874/875/876/877/878/879/880/881/882/883/884/885/886/887/888/889/890/891/892/893/894/895/896/897/898/899/900/901/902/903/904/905/906/907/908/909/910/911/912/913/914/915/916/917/918/919/920/921/922/923/924/925/926/927/928/929/930/931/932/933/934/935/936/937/938/939/940/941/942/943/944/945/946/947/948/949/950/951/952/953/954/955/956/957/958/959/960/961/962/963/964/965/966/967/968/969/970/971/972/973/974/975/976/977/978/979/980/981/982/983/984/985/986/987/988/989/990/991/992/993/994/995/996/997/998/999/1000											
	Exposures	No										
	Total		0.169		0.028		0.142		0.169		0.028	

4.4: Capacity Building (Training and exposures) - NWDPPRA

Rs. In Lakhs

	No. of SHGs	PHY	FIN	Area 1		Area 2		Area 3		Remarks
				PHY	FIN	PHY	FIN	PHY	FIN	
1	SHGs									
	Trainings	No	0	1.800		89	1.790	89	1.790	For 1SHG II Module Training not Conducted
	Exposure	Members	45	0.900		44	0.885	44	0.885	
2	Area Groups / Users Groups/ Common Interested Groups (CIG)									
	Trainings	No	56	1.494		53	1.380	53	1.380	A1 & A2 Training Conducted
	Exposure	Members	240	0.747		240	0.747	240	0.747	Only for Selected members Exposure was been Conducted
3	Watershed Committees									
	Trainings	No	1	0.015		1	0.012	1	0.012	
	Exposure	No	1	0.023		1	0.018	1	0.018	
4	Others									
	Live Stock Management Training to Selected Farmers (VBIF)	No								
	Exposure	No								
	Total			4.979	0.000		4.832		4.832	

4.5: Capacity Building (Training and exposures) - Consolidated

Rs. In Lakhs

		PHY	FIN	PHY	FIN	PHY	FIN	PHY	FIN
	SHGs								
	Trainings	No	4.513	0	0.000	189	4.503	189	4.503
	Exposure	Members	1.950	0	0.000	744	1.935	744	1.935
2	Area Groups / Users Groups/ Common Interested Groups (CIG)								
	Trainings	No	2.994	0	0.000	215	2.880	215	2.880
	Exposure	Members	1.797	0	0.000	940	1.797	940	1.797
3	Watershed committees								
	Trainings	No	0.175	2	0.055	8	0.117	10	0.172
	Exposure	No	0.302	10	0.000	10	0.297	10	0.297
4	Others								
	Live Stock Management Training to Selected Farmers (VBT)	No	0.700	0	0.000	10	0.000	0	0.000
	Exposure	No	0.000	0	0.000	0	0.000	0	0.000
	Total		12.430	0	0.000	0	0.000	0	0.000
					0.055		11.529		11.584

SECTION V

NATURAL RESOURCE MANAGEMENT

The effect of environmental degradation on depletion of water resources and soil infertility has serious consequences on availability of food. This has direct poverty implications on the household and increases the burden on women as the time and efforts put by them in terms of workload and housework increases. Working towards this, GRAMA has continued with food security and environment protection as the main concern under the Natural Resources Management projects and took up the treatment of watershed area and other environment related programmes as its major thrust issues.

During the current period, three new projects of watershed development were undertaken. NABARD is supporting Sanikere and Gopanhalli projects and state Government's watershed development department is supporting the Rural Infrastructure and Development Fund (RIDF) project.

GRAMA has established GRICs in the project areas with a commitment to ensure effective post project management, for which donor agencies are providing assistance. In the reporting period, 10063.22 hectares of area has been treated under the watershed programmes with a total investment of Rs. 6.52 crores. These projects were implemented with the active involvement of all the stakeholders, including landless and marginal farmers, right from the planning stage.

People's institutions established in the project areas face biggest challenge of ensuring effective management of the post-project developments. In all the projects, the withdrawal strategies were formulated in the beginning but there was no support or effective plan for the post-project management. Physical achievement and finance involved in all the watershed programmes implemented and the achievements made by GRAMA from its inception till March 2010 is given in Tables 5.1 to 5.13

Watershed development aims at rejuvenation of the environment in an integrated and comprehensive manner. Environmental degradation activities such as deforestation, wrong farming techniques, livestock overgrazing and faulty land use by human beings need to be monitored carefully. In the absence of this, soil erosion, floods and water scarcity are evident.

Watershed Development Fund (WDF) with NABARD has been formed with the broad objective of uniting all the watershed development programmes into a single national initiative. This is put in action through involvement of village level institutions and Project Facilitating Agencies (PFA). Village Watershed Committee (VWC) plays the role of the implementing agency for the watershed programme under the guidance of GRAMA as a project facilitating agency. VWC members, village farmers and the NGO carry out feasibility surveys before starting watershed treatments in the land and prepare a net plan/action plan in the presence of the wife and husband owning the land.

Watershed Project under NABARD/ WDF, to GRAMA, was sanctioned in September 2008 for the implementation at Sanikere which covers watershed area of 936 ha and at Gopanhalli covering an area of 906 ha, located in Chellakere taluk. In Sanikere and Gopanhalli, 587 and 466 farmers respectively are covered under watershed programmes. Capacity Building Phase (CBP), which provides a hands-on learning and training experience, was initiated in both the watershed areas after getting funds from NABARD in November 2008. After successful implementation of CBP, the full implementation phase was start for the entire project area. The area covered under CBP at Gopanhalli is 111.22 ha and 115.57 ha at Sanikere. In Gopanhalli and Sanikere, 49 and 45 farmers respectively were covered during CBP.

In Gopanhalli, 2286 cubic meters bunding work worth Rs. 91846, two farm ponds worth Rs.23516 and two vermi-compost pits worth Rs. 6000 were completed. In Gopanhalli, 2194 cms bunding work worth Rs. 123072, three farm ponds worth Rs. 35240 and one vermi-compost pit work worth Rs.3000 were completed.

GRAMA supported and involved 4153 beneficiaries (families) in the treatment of 10063.22 hectares of watershed area with a total investment of Rs 6.52 crores. The soil and water conservation, forestry and animal husbandry and horticulture achievements are given in the Tables below.

APOF Bangalore, a recognized certifying agency, certified 60 farmers to practice organic farming in Choulur area of Chellakere taluk. The farmers have benefited in marketing their products using the certification. While no new programmes were initiated, support for organic farming activities in M.D. Kote, Ashokasiddapura, Sanikere and Gopanhalli watershed projects were continued.

Consolidated Watershed Program Target and Achievement (March 2010)

5.1: Soil & Water Conservation in Private Land - Sujala 2 (RIDF)

Rs. In Lakhs

Sl. No.	Activity	2009-10		2010-11		2011-12		2012-13		2013-14		2014-15		2015-16		2016-17		2017-18		2018-19		2019-20		2020-21	
		PHY	FIN	PHY	FIN	PHY	FIN	PHY	FIN	PHY	FIN	PHY	FIN	PHY	FIN	PHY	FIN	PHY	FIN	PHY	FIN	PHY	FIN	PHY	FIN
1	Earthen Bunding	Rmt	843594.09	286.111	12131.84	3.039	27980.77	8.757	40112.61	11.796															
2	Boulder Bunding	Rmt	501.60	0.513	0.00	0.000	0.00	0.000	0.00	0.000															
3	Water Ways / Diversion Drain	Rmt	1048.99	0.254	0.00	0.000	13.80	0.006	13.80	0.006															
4	Waste Weir	No.	5096	45.049	15	0.104	165	1.120	180	1.224															
5	B.C	No	1458	21.978	0	0.000	174	5.730	174	5.730															
6	RVC	No	162	6.212	0	0.000	91	0.706	91	0.706															
7	RRS/SRS	No	2	1.400	0	0.000	0	0.000	0	0.000															
8	Check Dams	No	15	17.000	0	0.000	0	0.000	0	0.000															
9	Nala Bund / Cattle Ponds	No	0	0.000	0	0.000	0	0.000	0	0.000															
10	Nala Deeping	Rmt	260.00	0.156	0.00	0.000	0.00	0.000	0.00	0.000															
11	Farm Ponds	No	67	10.836	5	0.588	4	0.373	9	0.961															
12	MPT	No	10	18.100	0	0.000	0	0.000	0	0.000															
13	Dug Out Ponds	No	2	0.120	0	0.000	0	0.000	0	0.000															
14	Fodder Promotion	Ha	1850	2042	0.40	0.100	920	0.110	960	0.210															
	Sub Total			409.772		3.830		16.802		20.632															

5.1: Soil & Water Conservation in Private Land - Sujala 2 (RIDF) ...contd.

Rs. In Lakhs

15	Mango, Sapota, Tamarind, Floriculture & Others	Ha	13488.00	55.290	0.00	0.000	1350.00	0.405	1350.00	0.405
	Sub Total			55.29		0.00		0.4		0.41
	Forestry									
16	Bund Plantation	Ha	1606.07	25.629	0.00	0.000	150.00	1.500	150.00	1.500
17	Block Plantation	Ha	2.00	0.333	0.00	0.000	0.00	0.000	0.00	0.000
18	Nursery	No	19978	7.068	0	0.000	9200	2.000	9200	2.000
19	Seeds Sowing on Bunds	Ha	1118.87	6.434	0.00	0.000	0.00	0.000	0.00	0.000
20	Agava Plantation	Ha	1000	10.000	0.00	0.000	0.00	0.000	0.00	0.000
	Sub Total			39.46		0.00		3.50		3.50
	Total			504.526		3.830		20.707		24.537

5.2: Soil & Water Conservation in Common Land - Sujala

Rs. In Lakhs

	As per State		As per District		As per Block		As per Gram Panchayat		As per Village	
	PHY	FIN	PHY	FIN	PHY	FIN	PHY	FIN	PHY	FIN
1 Earthen Bunding	Rmt	4697.55	2.448	0.000	0.00	0.000	0.00	0.000	0.00	0.000
2 Boulder Bunding	Rmt	0.00	0.000	0.000	0.00	0.000	0.00	0.000	0.00	0.000
3 Water Ways / Diversion Drain	No	0	0.000	0.000	0	0.000	0	0.000	0	0.000
4 Waste Weir	No	60	0.399	0.000	0	0.000	0	0.000	0	0.000
5 B.C	No	6	0.121	0.000	0	0.000	0	0.000	0	0.000
6 RFC	No	9	0.336	0.000	0	0.000	0	0.000	0	0.000
7 RRS/SRS	No	4	2.000	0.000	0	0.000	0	0.000	0	0.000
8 Check Dams	No	1	1.450	0.000	0	0.000	0	0.000	0	0.000
9 Nala Bund / Cattle Ponds / MPT	No	5	12.257	0.000	0	0.000	3	11.000	3	11.000
10 Farm Ponds	No	2	0.600	0.000	0	0.000	0	0.000	0	0.000
11 LBS (Loose Boulder Check)	No	6	0.690	0.000	0	0.000	0	0.000	0	0.000
12 Dug Out Ponds	No	27	13.500	0.000	0	0.000	0	0.000	0	0.000
13 Fodder Promotion	Ha	0.00	0.000	0.000	0.00	0.000	0.00	0.000	0.00	0.000
Sub Total			33.80	0.00		11.00		11.00		11.00

5.2: Soil & Water Conservation in Common Land - Sujala...contd.

Rs. In Lakhs

Forestry													
14 Nursery	No	77664	11278	0	0.000	56774	56774	8388	56774	8388	0.000	0.000	8388
15 Bund Plantation	Ha	0.00	0.000	0.00	0.000	0.00	0.00	0.000	0.00	0.000	0.000	0.000	0.000
16 Block Plantation	Ha	29.50	5464	0.00	0.000	12.50	12.50	2300	12.50	2300	0.000	0.000	2300
17 Avenue Plantation	Kms	25.0	10.199	0.0	0.000	15.0	15.0	5.114	15.0	5.114	0.000	0.000	5.114
18 Institutional Plantation	Ha	4.50	0.267	0.00	0.000	0.00	0.00	0.000	0.00	0.000	0.000	0.000	0.000
19 Nala / Bund Plantations	Ha	112.65	7.960	0.00	0.000	77.40	77.40	5.367	77.40	5.367	0.000	0.000	5.367
20 Seeds Sowing on Bunds	Ha	4.84	0.025	0.00	0.000	0.00	0.00	0.000	0.00	0.000	0.000	0.000	0.000
Sub Total			35.19		0.00			21.17		21.17			21.17
Total			68.994		0.000		52.169			52.169			52.169

5.3: Other Development Activities - Sujala 2 (RIDF)

Rs. In Lakhs

		PHY	FIN	PHY	FIN	PHY	FIN	PHY	FIN
1	Kitchen Garden	No	1,750	0	0.000	700	1,750	700	1,750
2	Human Health Camps	No	0	0	0.000	0	0.000	0	0.000
3	Animal Health Camps	No	4,100	0	0.000	4	1,400	4	1,400
4	Clean Kitchen	No	0	0	0.000	0	0.000	0	0.000
5	Compost	No	0	0	0.000	0	0.000	0	0.000
6	Vermi Compost	No	0.300	4	0.120	6	0.180	10	0.300
7	Crop Demonstration	No	0.610	0	0.000	0	0.000	0	0.000
	Sub Total		6.760		0.120		3.330		3.450
8	Animal Husbandry								
	a) Sheep / Goat	No	0	0	0.000	0	0.000	0	0.000
	b) Cows / Buffaloes	No	0	0	0.000	0	0.000	0	0.000
9	Working Capital Support To Groups for IGA	No	87.245	0	0.000	0	0.000	0	0.000
10	Animal Quarters	No	0.560	0	0.000	0	0.000	0	0.000
11	Traives	No	0.750	0	0.000	0	0.000	0	0.000
12	Alola	No	0.140	0	0.000	0	0.000	0	0.000
13	Cattle Shed	No	2.940	0	0.000	0	0.000	0	0.000
14	Feeder / Trunks	No	2.993	0	0.000	0	0.000	0	0.000
15	Honorarium to Gopala / Sujala Mitra	No	2.400	0	0.000	4	0.250	4	0.250
	Sub Total		97.028		0.000		0.250		0.250
	Total		103.788		0.120		3.580		3.700
	Grand Total (Part - III)		677.308		3.950		56.456		60.406



5.4: Soil and Water Conservation in Private Land - Gopanahalli

Rs. In Lakhs

		PHY	FIN	PHY	FIN	PHY	FIN	PHY	FIN	PHY	FIN	PHY	FIN
1	Earthen Bunding	Rmt	97572.80	28.108	3658	0.918	6668.80	1.663	10326.40	2.581			
2	Boulder Bunding	Rmt	501.60	0.513	0	0.000	0	0.000	0	0.000			
3	Water Ways / Diversion Drain	Rmt	395.78	0.149	0	0.000	13.8	0.006	14	0.006			
	Waste Water	Nos	441	1.974	0	0.000	189	0.601	89	0.601			
5	B.C	Nos	0						0	0.000			
6	RRS/SRS	Nos	0						0	0.000			
7	RRS/SRS	Nos	0						0	0.000			
8	Check Dams	Nos	0						0	0.000			
9	Nala Bund / Cattle Ponds	Nos	0						0	0.000			
10	Nala Deeping	Rmt	0						0	0.000			
11	Farm Ponds	Nos	23	3.036	2	0.235	2	0.172	4	0.407			
12	Water Harvesting	Nos	0										
13	Dug Out Ponds	Nos	0						0	0.000			
	Total Promoted		98074.40	30.411	10	3.000	142	0.105	14	0.105			

5.5 Soil & Water Conservation in Private Land - Sanikere

Rs. In Lakhs

	Rmt	126063.54	36.505	8474.24	2.121	1977.47	0.510	10451.71	2.631
1 Earthen Bunding	Rmt	126063.54	36.505	8474.24	2.121	1977.47	0.510	10451.71	2.631
2 Water Ways / Diversion Drain	Rmt	83.21	0.028						
3 Water Ways / Diversion Drain	Rmt	83.21	0.028						
4 Waste Well	No.s	1534	5.525	15	0.004	171	0.490	36	0.589
5 B.C	No.s								
6 R.RS/SRS	No.s					90	0.669	90	0.669
7 R.RS/SRS	No.s								
8 Check Dams	No.s								
9 Nala Bund / Cattle Ponds	No.s								
10 Nala Bunds	Rmt								
11 Farm Ponds	No.s	19	2.391	3	0.353	2	0.201	5	0.554
12 Dug Out Ponds	No.s								
13 Dug Out Ponds	No.s								
14 Horticulture									
15 Horticulture									
16 Horticulture									
17 Horticulture									
18 Horticulture									
19 Horticulture									
20 Horticulture									
21 Horticulture									
22 Horticulture									
23 Horticulture									
24 Horticulture									
25 Horticulture									
26 Horticulture									
27 Horticulture									
28 Horticulture									
29 Horticulture									
30 Horticulture									
31 Horticulture									
32 Horticulture									
33 Horticulture									
34 Horticulture									
35 Horticulture									
36 Horticulture									
37 Horticulture									
38 Horticulture									
39 Horticulture									
40 Horticulture									
41 Horticulture									
42 Horticulture									
43 Horticulture									
44 Horticulture									
45 Horticulture									
46 Horticulture									
47 Horticulture									
48 Horticulture									
49 Horticulture									
50 Horticulture									
51 Horticulture									
52 Horticulture									
53 Horticulture									
54 Horticulture									
55 Horticulture									
56 Horticulture									
57 Horticulture									
58 Horticulture									
59 Horticulture									
60 Horticulture									
61 Horticulture									
62 Horticulture									
63 Horticulture									
64 Horticulture									
65 Horticulture									
66 Horticulture									
67 Horticulture									
68 Horticulture									
69 Horticulture									
70 Horticulture									
71 Horticulture									
72 Horticulture									
73 Horticulture									
74 Horticulture									
75 Horticulture									
76 Horticulture									
77 Horticulture									
78 Horticulture									
79 Horticulture									
80 Horticulture									
81 Horticulture									
82 Horticulture									
83 Horticulture									
84 Horticulture									
85 Horticulture									
86 Horticulture									
87 Horticulture									
88 Horticulture									
89 Horticulture									
90 Horticulture									
91 Horticulture									
92 Horticulture									
93 Horticulture									
94 Horticulture									
95 Horticulture									
96 Horticulture									
97 Horticulture									
98 Horticulture									
99 Horticulture									
100 Horticulture									

5.5 Soil & Water Conservation in Private Land - Sanikere...contd.

Rs. In Lakhs

[REDACTED]									
	Forestry								
16	Bund plantation	Ha	549.00	5.496	80	0.800	80	0.800	0.800
17	Block Plantation	Ha							
18	Nursery	No							
19	Seeds Sowing on Bunds	Ha							
20	Agava Plantation	Ha							
	Sub Total			53.416		2.677		2.800	5.477

5.7: Other Development Activities – Sanikere

Rs. In Lakhs

Sl. No.	Activity	2019-20		2020-21		2021-22		Cumulative Achievement till March 2020	
		PHY	FIN	PHY	FIN	PHY	FIN	PHY	FIN
1	Kitchen Garden	No							
2	Human Health Camps	No							
3	Animal Health Camps	No							
4	Clean Kitchen	No							
5	Compost	No							
6	Vermi Compost	No	0.150	2	0.060	3	0.090	5	0.150
7	Crop Demonstration	No							
8	Animal Husbandry								
	a) Sheep / Goat	No							
	b) Cows / Buffaloes	No							
9	Working Capital Support To Groups for IGA	No							
10	Chaff Cutters	No							
11	Praives	No							
12	Ajola	No							
13	Cattle Shed	No							
14	Fodder Mini Kits	No							
15	Honarium to Gondala / Sujala Mithai	No							
	Sub Total		0.150		0.060		0.090		0.150
	Grand Total		53.566		2.737		2.890		5.627

5.8: Soil & Water Conservation in Private Land - NWDPRA

Rs. In Lakhs

		FIN	PHY	FIN	PHY	FIN	PHY	FIN	PHY
1	Earthen Bunding	Rmt	272552.00	87.330		11967.00		5.285	11967.00
2	Roller Bunding	Rmt							
3	Water Ways / Diversion Drain	Rmt	200.00	0.043					
4	Waste Weir	Nos	758	18.380					
5	B.C	Nos	1157	12.071		174		5.730	174
6	RRD	Nos							
7	RRS/SRS	Nos	2	1.400					
8	Check Dams	Nos	15	17.000					
9	Nala Bund / Cattle Ponds	Nos							
10	Nala Deeping	Rmt							
11	Farm Ponds	Nos	6	0.660					
12	MPT	No	10	18.100					
13	Dug Out Ponds	Nos	2	0.120					
14	Roads Promotion	Ha							
Horticulture									
15	Mango Sapota	Ha	184.60	13.000					
	Jamun and Floriculture & Others								
Forestry									
16	Bund Plantation	Ha	221.00	14.191					
17	Block Plantation	Ha							
18	Nursery	Nos							
19	Seeds Sowing on Bunds	Ha							
20	Agave Plantation	Ha							
Sub Total				174.295	0.000	11.015	11.015	11.015	11.015

5.9: Soil & Water Conservation in Common Land - NWDPR

Rs. In Lakhs

		PHY	FIN	PHY	FIN	PHY	FIN	PHY	FIN
1	Earthen Bunding	Rmt							
2	Boulder Bunding	Rmt							
3	Water Ways / Diversion Drain	No							
4	Waste Weir	No							
5	B.C	No							
6	RFC	No							
7	RRS/SRS	No							
8	Check Dams	No							
9	Nala Bund / Cattle Ponds / MPT	No	3	11,000	3	11,000	3	11,000	1 New Pond & 2 old Ponds repaired
10	Farm Ponds	No							
11	LBS (Loose Boulder Check)	No							
12	Dug Out Ponds	No							
13	Fodder Promotion	Ha							
14	Nursery	No	20890	2,089					
15	Bund Plantation	Ha							
16	Block Plantation	Ha							
17	Avenue Plantation	Kms	4	1,318					
18	Institutional Plantation	Ha							
19	Nala/Bund Plantations	Ha							
20	Seeds Sowing on Bunds	Ha							
	Sub Total			14,407		0,000		11,000	11,000



5.10: Other Development Activities – NWDPR

Rs. In Lakhs

Sl. No.	Activity Name	2010-11		2011-12		2012-13		2013-14		2014-15		2015-16		2016-17	
		PHY	FIN	PHY	FIN	PHY	FIN	PHY	FIN	PHY	FIN	PHY	FIN	PHY	FIN
1	Kitchen Garden	No													
2	Human Health Camps	No													
3	Animal Health Camps	No	0.600												
4	Clean Kitchen	No													
5	Compost	No													
6	Vermi Compost	No													
7	Crop Demonstration	No	0.610												
8	Animal Husbandry														
	a) Sheep / Goat	No													
	b) Cows / Buffaloes	No													
9	Working Capital Support To Groups for IGA	No	7.275												
10	Chaff Cutters	No													
11	Traives	No													
12	Alola	No													
13	Cattle Shed	No													
14	Feeder Mini Kits	No	2.888												
15	Honorarium to Gopala / Sujala Mitra	No													
	Sub Total		11.373		0.000		0.000		0.000		0.000		0.000		0.000
	Grand Total		200.075		0.000		0.000		0.000		0.000		0.000		22.015

5.11: Soil & Water Conservation in Private Land – Consolidated

Rs. In Lakhs

Sl. No.	Activity	Unit	Total Budget		Achieved Budget (2009-10)		Achieved Budget (2010-11)		Cumulative Achieved Budget (2009-11)		Remaining Budget	
			PHY	FIN	PHY	FIN	PHY	FIN	PHY	FIN	PHY	FIN
1	Earthen Bunding	Rmt	843594.09	286.111	12131.84	3.039	27980.77	8.757	40112.61	11.796	0.000	0.000
2	Boulder Bunding	Rmt	501.60	0.513	0.00	0.000	0.00	0.000	0.00	0.000	0.000	0.000
3	Water Ways / Diversion Drain	Rmt	1048.99	0.254	0.00	0.000	13.80	0.006	13.80	0.006	0.000	0.000
4	Waste Weir	No	5036	45.049	15	0.104	165	1.120	180	1.224	0.000	0.000
5	B.C	No	1458	21.978	0	0.000	174	5.730	174	5.730	0.000	0.000
6	RFC	No	162	6.212	0	0.000	91	0.706	91	0.706	0.000	0.000
7	RRS/SRS	No	2	1.400	0	0.000	0	0.000	0	0.000	0.000	0.000
8	Check Dams	No	15	17.000	0	0.000	0	0.000	0	0.000	0.000	0.000
9	Nala Bund / Cattle Ponds	No	0	0.000	0	0.000	0	0.000	0	0.000	0.000	0.000
10	Nala Deeping	Rmt	260.00	0.156	0.00	0.000	0.00	0.000	0.00	0.000	0.000	0.000
11	Farm Ponds	No	67	10.836	5	0.588	4	0.373	9	0.961	0.000	0.000
12	MPT	No	10	18.100	0	0.000	0	0.000	0	0.000	0.000	0.000
13	Dug Out Ponds	No	2	0.120	0	0.000	0	0.000	0	0.000	0.000	0.000
14	Fodder Promotion	Ha	13.50	2.042	0.40	0.100	9.20	0.110	9.60	0.210	0.000	0.000
Horticulture												
15	Mango, Sapota, Tamarind, Floriculture & Others	Ha	13488.00	55.290	0.00	0.000	1350.00	0.405	1350.00	0.405	0.000	0.000
Forestry												
16	Bund Plantation	Ha	1606.07	25.629	0.00	0.000	150.00	1.500	150.00	1.500	0.000	0.000
17	Block Plantation	Ha	2.00	0.333	0.00	0.000	0.00	0.000	0.00	0.000	0.000	0.000
18	Nursery	No	49948	7.068	0	0.000	49200	2.000	49200	2.000	0.000	0.000
19	Seeds/Sowing on Bunds	Ha	1118.87	6.434	0.00	0.000	0.00	0.000	0.00	0.000	0.000	0.000
20	Agava Plantation	Ha	0.00	0.000	0.00	0.000	0.00	0.000	0.00	0.000	0.000	0.000
Sub Total				504.526		3.830		20.707		24.537		



Rs. In Lakhs

5.12: Soil & Water Conservation in Common Land - Consolidated

		PHY	FIN	PHY	FIN	PHY	FIN	PHY	FIN	PHY	FIN
1	Earthen Bunding	Rmt	4697.55	0.00	0.00	0.00	0.00	0.00	0.00	0.00	0.00
2	Boulder Bunding	Rmt	0.00	0.00	0.00	0.00	0.00	0.00	0.00	0.00	0.00
3	Water Ways/ Diversion/Drain	No	0.00	0.00	0.00	0.00	0.00	0.00	0.00	0.00	0.00
4	Waste Weir	No	60	0.399	0.00	0.00	0.00	0.00	0.00	0.00	0.00
5	BC	No	6	0.121	0.00	0.00	0.00	0.00	0.00	0.00	0.00
6	RFC	No	9	0.336	0.00	0.00	0.00	0.00	0.00	0.00	0.00
7	RRS/SRS	No	4	2.000	0.00	0.00	0.00	0.00	0.00	0.00	0.00
8	Check Dams	No	1	1.450	0.00	0.00	0.00	0.00	0.00	0.00	0.00
9	Nala Bund /Carve Bunds/MP	No	15	2.257	0.00	0.00	0.00	0.00	0.00	0.00	0.00
10	Farm Ponds	No	2	0.600	0.00	0.00	0.00	0.00	0.00	0.00	0.00
11	BS/Close Bunding (Check)	No	6	0.690	0.00	0.00	0.00	0.00	0.00	0.00	0.00
12	Dug Out Ponds	No	27	13.500	0.00	0.00	0.00	0.00	0.00	0.00	0.00
13	Feeder Promotion	Ha	0.00	0.00	0.00	0.00	0.00	0.00	0.00	0.00	0.00
	Forestry										
14	Nursery	No	7766	0.276	0.00	0.00	0.00	5677	8.888	5677	8.888
15	Bund Plantation	Ha	0.00	0.00	0.00	0.00	0.00	0.00	0.00	0.00	0.00
16	Block Plantation	Ha	2950	15.264	0.00	0.00	0.00	12.50	23.00	12.50	23.00
17	Avenue Plantation	Kms	25.0	10.199	0.0	0.000	0.000	15.0	5.114	15.0	5.114
18	Instaurational Plantation	Ha	1450	0.267	0.00	0.000	0.000	0.00	0.000	0.00	0.000
19	Nala / Bund Plantations	Ha	112.65	7.960	0.00	0.000	0.000	77.40	5.367	77.40	5.367
20	Seeds Sowing on Bunds	Ha	234	0.075	0.00	0.000	0.000	0.00	0.000	0.00	0.000
	Sub Total			68.994		0.000			32.169		32.169

5.13: Other Development Activities - Consolidated

Rs. In Lakhs

Sl. No.	Activity Name	Unit	Total Target		Achieved Target as on March 2009		Achievement During the Reporting Period Apr 2009-Mar 2010		Cumulative Achievement as on March 2010		Remarks
			PHY	FIN	PHY	FIN	PHY	FIN	PHY	FIN	
1	Kitchen Garden	No	700	1.750	0	0.000	700	1.750	700	1.750	
2	Human Health Camps	No	0	0.000	0	0.000	0	0.000	0	0.000	
3	Animal Health Camps	No	41	4.100	0	0.000	14	1.400	14	1.400	
4	Clean Kitchen	No	0	0.000	0	0.000	0	0.000	0	0.000	
5	Compost	No	0	0.000	0	0.000	0	0.000	0	0.000	
6	Vermi Compost	No	10	0.300	4	0.120	6	0.180	10	0.300	
7	Crop Demonstration	No	250	0.610	0	0.000	0	0.000	0	0.000	
8	Animal Husbandry										
	a) Sheep / Goat	No	0	0.000	0	0.000	0	0.000	0	0.000	
	b) Cows / Buffaloes	No	0	0.000	0	0.000	0	0.000	0	0.000	
9	Working Capital Support To Groups for IGA	No	745	87.245	0	0.000	0	0.000	0	0.000	
10	Chaff Cutters	No	7	0.560	0	0.000	0	0.000	0	0.000	
11	Traives	No	6	0.750	0	0.000	0	0.000	0	0.000	
12	Ajola	No	14	0.140	0	0.000	0	0.000	0	0.000	
13	Cattle Shed	No	42	2.940	0	0.000	0	0.000	0	0.000	
14	Fodder Mini Kits	No	540	2.993	0	0.000	0	0.000	0	0.000	
15	Honorarium to Gopala / Sujala Mitra	No	4	2.400	0	0.000	4	0.250	4	0.250	
	Sub Total			103.788		0.120		3.580		3.700	
	Grand Total			677.308		3.950		56.456		60.406	



SECTION VI

ENTREPRENEURSHIP DEVELOPMENT

GRAMA continued its approach towards income generation activities with utilization of available resources – traditional and local. This was aimed to enable the underprivileged to be self-sufficient and provide maximum benefit to them. An exhaustive study of the inherent strengths of the target communities in terms of manpower with traditional skills and know how formed a pre-requisite of all the income enhancement projects undertaken by GRAMA.

With its past experiences of working with a mission of enabling empowerment through educational awareness, GRAMA reiterated its faith in an integrated approach. This aimed at co-ordination of literacy and CBOs with income enhancement projects. This included identification of beneficiaries, training, orientation, production, resource mobilization for sales and enabling them to be self-reliant with self-generation of funds. GRAMA also took upon itself the task of a 'mentor' to facilitate loans or any such support or help, that may be needed to launch viable and sustainable projects which benefit the rural poor.

GRAMA trained 1800 beneficiaries in entrepreneurship awareness programmes. This was undertaken after the successful implementation of income generation activities under Sujala projects for 1900 beneficiaries in Bhoganahalli and M.D. Kote watershed programmes. Similarly, 424 beneficiaries were given skill development training to support them to start their individual enterprises. GRAMA's effort has resulted in 2442 individuals being trained in 37 different skills over a period of time. The entrepreneurship development programme was taken to its logical conclusion by enlisting the support of financial institutions to establish the enterprises.

SECTION VII

NEW INITIATIVES AND PROJECTS

In the year 2010-11, GRAMA proposes to

- Promote organic farming and sustainable agriculture for small and marginal farmers, with the support of Regional Organic Farming Centre (ROFC), Government of India
- Create platforms for small and marginal farmers, especially those from remote areas, to discuss issues like insurance, low cost technology and financial assistance and agricultural problems through organic farmer's federations
- Promote basic health education, awareness and sensitization of the rural poor, especially on water borne diseases, child health, HIV/AIDS and personal health and hygiene
- Expand microfinance to other clusters
- Install management information systems software and update all data on SHGs
- Start business counseling centre at the district level in association with Women's Department Corporation for rural women entrepreneurs
- Tank rehabilitation and development programme with assistance from World Bank, under state Government project
- Work with unorganized labour sector in partnership with the Labour Commissioner of Karnataka.

GRAMA's new projects are:

- Rural health programme by National Rural Health Mission (NRHM)
- HIV/AIDS awareness and training project by Karnataka HIV/AIDS Prevention Trust (KHPT)
- Organic farming for 1500 formers in Chitradurga district by Government of India
- Watershed projects by NABARD.



SECTION VIII

ANNEXURES

Annexure 1

COMMUNITY BASED TANK MANAGEMENT PROJECTS- PARASHURAMPURA

Programme from September 2009 to March 2010
Parashurampura - CFT Unit Chitradurga District

Sl. No	Particular	Achievement
1	Total Tanks Selected	22 Nos (of which zp-7 & Minor Irrigation-15)
2	Total Villages	21 Nos
3	Total Gramasabha conducted and awareness created to community on programme importance and community rule and responsibility.	21 Villages
4	Sanctization training Programme to GP Member	21 GPs
5	Topo Survey conducted with the Support of DPU team	22 Tanks
6	Revenue Survey Completed	7 Tanks
7	Organization of 'Kere Abhiruddi Sanga'	20 Tanks
8	Working committees and Sub committees Formed	15 Tanks
9	Total Women SHGs Formed	21
10	Registration of Tanks	16 Nos
11	Kere Sanghas SB A/c 1 & 2 opened	13 Sanghas
12	Training for tank committees (1 to 10 modules)	21 Committees
13	PRA Conducted for Planning	12 Tanks in 11 Villages
14	Family survey conducted	12 Tanks
15	Selection of Beneficiaries to IGA Programme	11 Villages of 12 Tanks
16	Exposure conducted (in 3 Batch)	16 Kere Sanghas Committee Member
17	Training for staff	1 Training (3 days)
18	Tank plan approved	4 Tanks
19	Tripartite agreement made with Tank committees	4

COMMUNITY BASED TANK MANAGEMENT PROJECTS- PAVAGADA

Programme from September 2009 to March 2010

Pavagada - CFT Unit Tumkur District

Sl. No	Particular	Achievement
1	Total Tanks Selected	20 Nos (of which zp-14 & Minor Irrigation-06)
2	Total Villages	19 Nos
3	Total Gramasabha conducted and awareness created to community on programme importance and community rule and responsibility.	19 Villages
4	Sensitization Training Programme to GP Member	18 GPs
5	Topo Survey conducted with the Support of DPU team	18 Tanks
6	Revenue Survey Completed	10 Tanks
7	Organization of 'Kere Abhiruddi Sanga'	18 Tanks
8	Working committees and Sub-committees Formed	17 Tanks
9	Total Women SHGs Formed	12
10	Registration of Tanks	17 Nos
11	Kere Sangha SB A/c 1 & 2 opened	15 Sanghas
12	Training for Tank committees (1 to 10 modules)	19 Committees
13	PRA Conducted for Planning	11 Tanks villages
14	Family survey conducted	11 Tanks
15	Selection of Beneficiaries to IGA Programme	11 Villages
16	Exposure conducted to committees members	13 Kere Sanghas Committee Members
17	Training for staff	1 Training (3 days)
18	Tank plan approved	07 Tanks
19	Tripartite agreement made with Tank committees	4

Annexure 2

GOVERNING BOARD MEMBERS

Sl.No.	Name	Designation	Occupation	Address
1	Mrs. D. M. Girijamma Rudraiah	Trustee and Chief Functionary	Social Worker	Vani Nilaya, 3rd Cross V.P.Extension Chitradurga - 577501
2	Mr. D.M. Sridhar	Governing Board Member	Deputy Commissioner of Commercial Taxes Bangalore	Sri.Giri. #675 1st B Main 5th Block Jayanagar Bangalore
3	Dr. Majan Mulla	Governing Board Member	Chairperson, Dept. of Studies in Foreign Languages and Dean, Faculty of Arts, Member of Syndicate Karnataka University, Dharwad	AMN, 3rd Cross Keshava Nagar Dharwad
4	Dr. M.V. Kotturiah	Governing Board Member	Homeopathy Doctor	J.N.Kore (P) Ghallakere (H) Chitradurga (D)
5	Mr. C. M. Kumara Swamy	Governing Board Member	High School Teacher	Sriranga Nilaya, 1st Cross, Upparalli, Tumkur -

Annexure 3

DONORS AND PROGRAMMES

Donor:	GRAMA's internal resources
Programme:	Institution Building
Donor:	GRAMA's internal resources and Ajit Mankekar Memorial Fund
Programme:	Micro Finance
Donor:	Watershed project supported by NABARD
Programme:	Watershed Development
Donor:	Infrastructure and Development Fund, Government of Karnataka
Programme:	Watershed Development
Donor:	Government of Karnataka, Department of Agriculture
Programme:	Organic farming
Donor:	Jala Samvardhana Yojana Sangha, Bangalore
Programme:	Community based Tank Management
Donors:	National Bank for Agriculture and Rural Development (NABARD), Government of Karnataka, I Create Vishwas, USA
Programme:	Entrepreneurship Awareness Development Programme, Institution Building and Micro Enterprise Development
Donors:	KHPT, Bangalore, KSAPS Bangalore and NACO, New Delhi
Programme:	HIV/AIDS prevention and awareness

Annexure 4

LEGAL ADVISORS

Mr. C.M.Veeranna and Associates, Advocates, Chitradurga - 577522

Prof E. Chitrashekar, Executive Director, SJM Vidyapeeta, Chitradurga - 577522

AUDITORS

Mr. TSuresh, Chartered Accountant, KPMS Associates, Basavangudi

Bangalore - 560009



Annexure 5

Grameena Abhivruddi Mattu Adyayana Kendra Trust (GRAMA)

CHETHANA 2ND CROSS, V.P. EXTENSION

CHITRADURGA-577501

CONSOLIDATED BALANCE SHEET AS ON 31.03.2010

NO	LIABILITIES	Sch	AMOUNT (Rs)	NO	ASSETS	Sch	AMOUNT (Rs)
							3298800.65
1	CORPUS FUND		5322960.65	1	FIXED ASSETS	D	
2	LOANS						
3	A) SECURED LOANS		193198.00	2	INVESTMENTS		1687519.00
	-BANK OD A/C NO 4041		608572.00	3	CURRENT ASSETS		705258.00
	-VEHICLE LOAN				-CASH AND BANK		599961.00
	B) UNSECURED LOANS				-TDS RECEIVABLE		
	CURRENT LIABILITIES				-OTHER DEPOSITS		
3	-DUTIES & TAXES		17008.00				
	-EXPENSES PAYABLE		149800.00				
			6291538.65				6291538.65

For Grameena Abhivruddi Mattu Adyayana Kendra Trust (GRAMA)

For KPMS & Associates
Chartered Accountants

Sd/-

Sd/-

Sd/-

Mrs. Girijamma Rudraiah
[Trustee]

Mr. D.M.Sridhar
[Trustee]

Mr.T.Suresh
[Partner]
M.No213171

Firm's Registration No.012090S

Date: 20-09-2010

Place: Chitradurga

Grameena Abhivruddi Mattu Adyayana Kendra Trust (GRAMA)

CHETHANA 2ND CROSS, V.P. EXTENSION
CHITRADURGA-577501

CONSOLIDATED INCOME & EXPENDITURE ACCOUNT FOR THE PERIOD ENDED 01.04.2009 TO 31.03.2010

NO	Expenditure	Sch	Amount (Rs)	NO	Amount (Rs)	Sch	Amount (Rs)
1	HRD Chellakere	A	1714162.00	1	HRD Chellakere	A	4932311.00
2	IB GRIC	B	393169.00	2	IB- GRIC	B	77028.00
3	JSYS-Chellakere	C	141193.00	3	JSYS Chellakere	C	0.00
4	JSYS Pavagada	D	40733.00	4	JSYS Pavagada	D	114698.00
5	NABARD	E	244411.00	5	NABARD	E	675638.00
6	NWDPR	F	498826.00	6	NWDRP	F	721249.00
7	Organic farming	G	46540.00	7	Organic farming	G	239000.00
8	Sujala 2 RIDF	H	2276641.00	8	Sujala 2 RIDF	H	2913627.00
9	WDC	I	37613.00	9	WDC	I	0.00
10	Link Workers project	J	566800.00	10	Link workers project	J	1140003.00
11	Head office	K	3450003.35	11	Head office	K	26555.00
12	Excess of income over expenditure		1430017.65				
Total			10840109.00	Total			10840109.00

For Grameena Abhivruddi Mattu Adyayana Kendra Trust(GRAMA)

For KPMS & Associates
Chartered Accountants

Sd/-

Sd/-

Sd/-

Mrs. Girijamma Rudraiah
[Trustee]

Mr. D.M.Sridhar
[Trustee]

Mr.T.Suresh
[Partner]

M.No213171

Firm's Registration No.012090S

Date: 20-09-2010

Place: Chitradurga



Grameena Abhivruddi Mattu
Adyayana Kendra Trust (GRAMA)
CHETHANA 2ND CROSS, V.P. EXTENSION
CHITRADURGA-577501